

# CANTOR FITZGERALD INTERNATIONAL EQUITY FUND

A Mutual Fund

Institutional Class: CFIKX | Class A: CFIOX | Class R6: CFITX | Class F: CFIJX

## Investment Objective and Overview

Cantor Fitzgerald International Equity Fund (the “Fund”) is an open-end mutual fund registered under the Investment Company Act of 1940 that seeks long-term growth of capital by identifying companies based outside the U.S. that the portfolio managers believe offer the best potential for unexpected earnings growth. The investment process integrates quantitative research to identify opportunities and risks swiftly, and fundamental analysis to verify the attractiveness of the investment.

## Investment Performance (%) As of 3/31/2025

Annualized Total Returns	1Q 2025	YTD	1 Year	Since Inception	Inception
Institutional Class	10.21	10.21	12.35	17.54	12/15/2023
Class A (at NAV)	10.11	10.11	12.13	17.28	12/15/2023
Class A (at Offer)	3.78	3.78	5.67	12.03	12/15/2023
Class F	10.22	10.22	12.65	17.78	12/15/2023
MSCI ACWI ex-US Index*	5.23	5.23	6.09	10.34	
Morningstar Category % Peer Rank	N/A	N/A	4	4	
Foreign Large Blend, based on total return			(out of 692 funds)	(out of 612 funds)	

Inception Date: Dec. 15, 2023; periods greater than 1 year have been annualized.

\*The MSCI ACWI ex USA Index captures large and mid-cap representation across Developed Markets countries (excluding the US) and Emerging Markets countries. The index covers approximately 85% of the global equity opportunity set outside the US.

The performance quoted represents past performance and does not guarantee future results. Investment return and principal value of an investment will fluctuate so that shares, when redeemed, may be worth more or less than their original cost. Current performance may be lower or higher than the performance quoted. Performance data for all share classes current to the most recent month end may be obtained by calling (833) 764-2266 or visiting <https://internationalequityfund.cantorasassetmanagement.com>.

## Portfolio Managers

The Fund is advised by Cantor Fitzgerald Investment Advisors, L.P. (the “Adviser”) and sub-advised by Smith Group Asset Management, LLC (the “Sub-Adviser”). Stephanie Jones, CPA and John Brim, CFA are the Fund’s portfolio managers. Originally founded in 1995, a controlling interest in the Sub-Adviser was acquired by Cantor Fitzgerald\* in 2021.

<b>John Brim, CFA</b> President, Chief Investment Officer	Investment Experience: 34 Years Firm Tenure: 26 Years
<b>Stephanie Jones, CPA</b> Director of Non U.S. Equities, Portfolio Manager	Investment Experience: 20 Years Firm Tenure: 14 Years

## Portfolio Characteristics

	Cantor Fitzgerald International Equity Fund	MSCI ACWI EX-USA
P/E - Fiscal Yr. 1	13.3x	13.9x
EPS Growth - Fiscal Yr. 1	8.9%	8.9%
Return on Equity (TTM)	15.7%	15.9%
Wtd. Avg. Mkt. Cap (\$B)	\$86.5	\$107.5
Active Share	91.8	
Holdings	41	1,981

## Risk/Return Statistics (%)

	v. MSCI ACWI ex-USA	Peer % Rank
Alpha	7.69	3
Beta	1.00	N/A
Information Ratio	0.92	6
Gain/Loss Ratio	1.23	6

Timeframe: Dec. 15 2023-Mar. 31 2025, Gross of fees; All statistics calculated using monthly returns.

Sector Allocations, Portfolio Characteristics, Risk/Return Statistics, and Top Ten Holdings are as of 3/31/2025 and are subject to change and are provided for informational purposes only and should not be deemed as a recommendation to buy or sell the securities mentioned. Current and future holdings are subject to risk.

<sup>1</sup> In the interest of limiting expenses of the Fund, the Advisor has entered into an Expense Limitation Agreement with the Trust, pursuant to which the Advisor has agreed to waive or reduce its management fees and to assume other expenses of the Fund in an amount that limits the Total Annual Operating Expenses of the Fund (exclusive of (i) brokerage fees and commissions; (ii) acquired fund fees and expenses; (iii) fees and expenses associated with investments in other collective investment vehicles or derivative instruments (including, for example, option and swap fees and expenses); (iv) borrowing costs (such as interest and dividend expense on securities sold short); (v) taxes and (vi) extraordinary expenses, such as litigation expenses (which may include indemnification of Fund officers and Trustees and contractual indemnification of Fund service providers (other than the Advisor or Sub-Advisor) but inclusive of organizational costs and offering costs) to not more than 1.24%, 0.99%, 0.90% and 0.79% of the average daily net assets of the Class A, Institutional Class, Class R6, and Class F shares of the Fund, respectively. This contractual arrangement is in effect through January 31, 2026, unless terminated by the Board of Trustees of the Fund at any time.

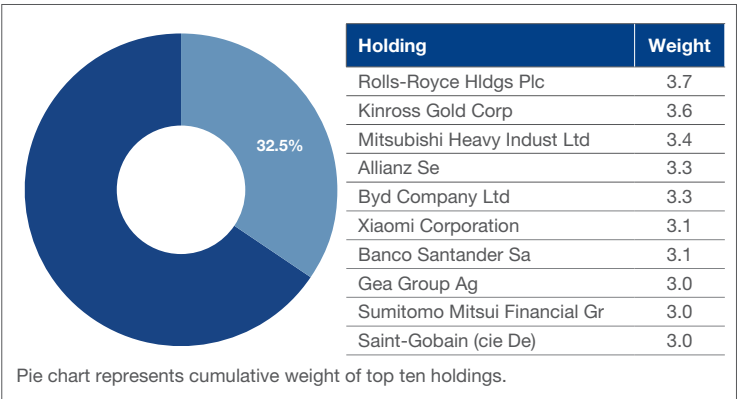
## Fund Facts

<b>Inception Date</b>	December 15, 2023
<b># of Holdings</b>	35-45
<b>Allocation</b>	Equity: 99% / Cash: 1%
<b>Benchmarks</b>	MSCI All-Country World ex-U.S. Index

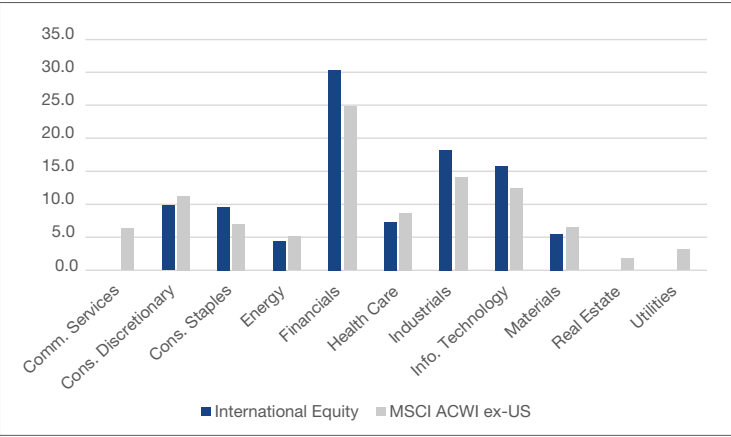
## Expense Ratios<sup>1</sup> (%)

	Net	Gross
Institutional Class	0.99%	3.90%
Class A	1.24%	4.15%
Class R6	0.90%	3.81%
Class F	0.79%	3.70%

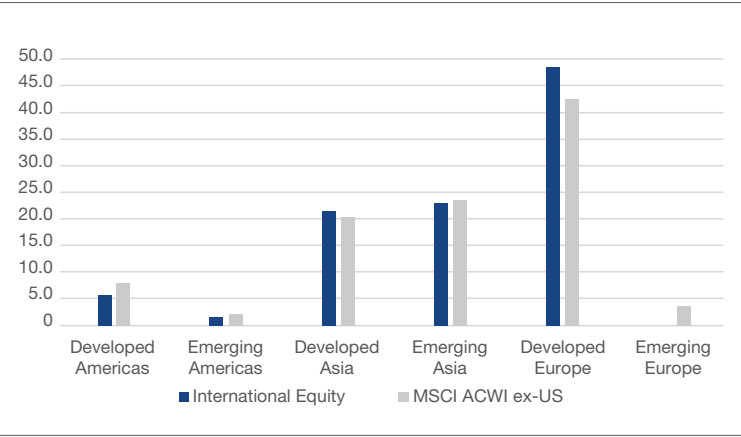
## Top Ten Holdings (%)



## Sector Allocations (%)



## Region Allocations (%)



Investors should consider the investment objectives, risks, and charges and expenses of the Fund before investing. The prospectus contains this and other information about the Fund and should be read carefully before investing. The prospectus may be obtained at (833) 764-2266 or visiting <https://internationalequityfund.cantorassetmanagement.com>.

## Morningstar Rank Disclosure

Morningstar Category/Morningstar Category % Rank Investments are placed into Morningstar categories based on their compositions and portfolio statistics so that investors can make meaningful comparisons. Morningstar Category % Rank is a fund's total return percentile rank relative to all funds in the same category. The highest (or most favorable) percentile rank is one and the lowest (or least favorable) percentile rank is 100. The Category % Rank complements the Morningstar Rating, especially for funds in smaller categories because these funds may have received a 3-star rating but could be in the top half of their category performance.

## Important Risk Information

Investing involves risk, including loss of principal. There is no guarantee that any investment strategy will achieve its objectives, generate profits or avoid losses. The Fund will be subject to the following principal risks: market risk, growth stock risk, limited number of securities risk, sector risk, company size risk, liquidity risk, active management and selection risk, COVID-19 risk, and cybersecurity risk. The Fund is newly formed and has limited operating history.

## Definitions

The **MSCI ACWI ex USA Index** captures large and mid-cap representation across Developed Markets countries (excluding the US) and Emerging Markets countries. The index covers approximately 85% of the global equity opportunity set outside the US. **P/E (price/earnings) ratio** is a valuation ratio of a company's current share price compared to its earnings per share. In this case, P/E is calculated using consensus forecasted earnings per share for the next 12-months. **EPS (earnings per share) growth** is a measure of the sum, weighted by Fund position weight of the change in earnings per share reported by the company over a specific time period. **Return on Equity** is defined as Net Income divided by Shareholders Equity. **Weighted average market capitalization** is a measure of the sum, weighted by Fund position weight, of the total market capitalizations of the Fund holdings. **Holdings** is a count of all Fund equity holdings excluding any cash or cash equivalents held by the Fund. **Alpha** is a measure of the difference between a portfolio's actual returns and its expected performance, given its level of risk as measured by beta. A positive Alpha figure indicates the portfolio has performed better than its beta would predict. In contrast, a negative Alpha indicates the portfolio has underperformed, given the expectations established by beta. **Beta** is a measure of systematic risk with respect to a benchmark. Systematic risk is the tendency of the value of the fund and the value of benchmark to move together. **Information Ratio** is a risk-adjusted performance statistic that measures how much of an investment's return exceeds the benchmark and compares it with the tracking error.

Copyright © 2025, S&P Global Market Intelligence (and its affiliates, as applicable). Reproduction of any information, data or material, including ratings ("Content") in any form is prohibited except with the prior written permission of the relevant party. Such party, its affiliates and suppliers ("Content Providers") do not guarantee the accuracy, adequacy, completeness, timeliness or availability of any Content and are not responsible for any errors or omissions (negligent or otherwise), regardless of the cause, or for the results obtained from the use of such Content. In no event shall Content Providers be liable for any damages, costs, expenses, legal fees, or losses (including lost income or lost profit and opportunity costs) in connection with any use of the Content. A reference to a particular investment or security, a rating or any observation concerning an investment that is part of the Content is not a recommendation to buy, sell or hold such investment or security, does not address the suitability of an investment or security and should not be relied on as investment advice. Credit ratings are statements of opinions and are not statements of fact.

The Fund is distributed by Ultimus Fund Distributors, LLC, Member FINRA/SPIC.

\*Cantor Fitzgerald refers to Cantor Fitzgerald, L.P., its subsidiaries, including Cantor Fitzgerald & Co., and its affiliates including BGC Group, Inc. (NASDAQ: BGC) and Newmark Group (NASDAQ: NMRK). The map is a partial representation of offices for Cantor Fitzgerald.

Not a Deposit	May Lose Value	No Bank Guarantee
Not insured by the FDIC, NCUA or any other government agency		

<https://internationalequityfund.cantorassetmanagement.com>

Current Publication Date: 3/31/2025